

# UNIVERSAL FULL BREAKOUT LEAVES

TINA - DIVA L - DIVA



**Optimal safe operation**  
**New profile design**  
**Comply with ANSI 156.10**

The new full breakout automatic door has been developed to meet all market requirements in term of security in public resorts. It offers more flexibility and more comfort of use.

Thanks to its daring look, it can be installed with all our operator types: Tina, Diva L or Diva.

Combining superior performance and safe design, this new design is perfect for all public buildings, resorts and heavy traffic areas: shopping centres, airports, stations...

# UNIVERSAL FULL BREAKOUT LEAVES

In normal operation, the Full breakout door behaves like a traditional sliding automatic door. In breakout operation, sliding and semi-fixed leaves swing on the side and provide largest possible opening..



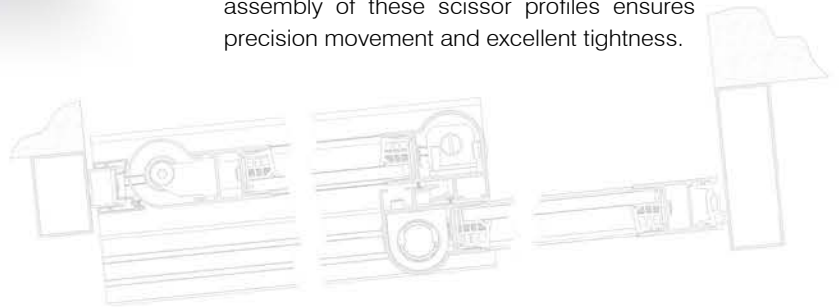
FBO - Sliding door opening



FBO – Breakout opening



- Door frames are made of aluminium G38 profiles. This range of profiles allows installation of a mechanical key lock with European cylinder type.
- Frames of sliding and semi-fixed leaves have a new rounded design to give a soft and protective perception for the user.
- Sliding leaves swinging is allowed via scissor profiles on the upper part. They allow a progressive and effortless movement on the closing and opening assembly. The clever assembly of these scissor profiles ensures precision movement and excellent tightness.



Scissors profiles sliding leaves



Adjustment device scissors profiles



Profiles against finger pinching

In case of emergency, panic stricken people open the door completely by simply pushing the sliding and semi-fixed leaves. The full breakout door can also be used as emergency door but will also have the largest possible opening when bulky objects must be moved (cars, furniture...).



## Typical applications



EMERGENCY  
EXITS



MANUAL BREAKOUT  
OPENING



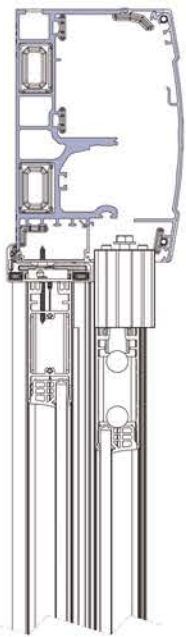
PASSAGE FOR BULKY  
OBJECTS




DOUBLE  
SLIDING




SINGLE  
SLIDING



DIVA L - FBO



DIVA - FBO



TINA - FBO

- The semi-fixed leaf is fitted with a covering profile on the top. This profile ensures tightness with an efficient joint against the beam. The lower part is equipped with a brush joint.
- Back of jambs is protected by a cylindrical closing profile. The cylindrical receiving profile was developed to receive this jamb and avoid any pinching when handling the doors.
- In normal operation, semifixed leaves are held in place by spring loaded stainless steel balls. This vertically adjustable device holds leaves in place but allows them to be handled for easy opening and closing.
- Any breakout opening of leaves activates the door 'Manual' mode: Then leaves can be handled manually.



Low holding  
semi-fixed leaf



Ball adjustment  
+/- 8 mm



Covering profile  
upper part

## Features



MECHANICAL	DIVA	DIVA L	TINA
Installation	Surface applied / Betwwen walls	Surface applied / Betwwen walls	Surface applied / Betwwen walls
Structure	Aluminium	Aluminium	Aluminium
Reinforced casing (H&D)	7.8" x 6.9"	8.2" x 5.5"	8.3" x 4"
Self-supporting casing up to	196.8"	196.8"	Surface applied only
Min/max passage width			
- 1 leaf	32" / 47.2"	32" / 47.2"	32" / 47.2"
- 2 leaves	35.4" / 94.5"	35.4" / 94.5" mm	35,4" / 94,5"
Max. passage height	110.2"	110.2"	110.2"
<b>PERFORMANCE *</b>			
Max. weight of leaves	1x220 lbs / 2x220 lbs	1x220 lbs / 2x187.2 lbs	1x220 lbs / 2x198.2 lbs

\* Detail on operator performances : see Diva/Diva L/Tina documentation

## Equipments / Options

Mechanical breakout device in compliance with CO48, EN16005	<input type="radio"/>
Automatic detection door opening in breakout mode	<input checked="" type="radio"/>
Safety (IR barrier, curtain)	<input type="radio"/>
Electrical locking	<input type="radio"/>
Outside or inside emergency manual unlocking	<input type="radio"/>
Natural satin finishing, RAL lacquering	<input type="radio"/>
Special lacquering or coating (Stainless steel), Anodised colour	<input type="radio"/>

● Series ○ Options

\* Special projects, please contact us



Certified  
management system



PORTALP USA, Inc - 16170 Lee Road Ste 100 - FORT MYERS, FL 33912  
Tel (800) 474-3667 sales@portalp.com