

DIVA L CLEAN

Sliding Door with Controlled Leakage Flow

CONTROLLED LEAKAGE FLOW AT AIR PRESSURE
ERGONOMY LINKED TO CLEANING AND
DECONTAMINATION REQUIREMENTS.

HOSPITAL
MEDICAL



RESEARCH
PHARMACEUTICAL INDUSTRY



CHEMISTRY
LABORATORY



INDUSTRIAL CLEAN ROOM
ELECTRONICS



The DIVA L CLEAN sliding door is designed to respond to the requirements of the most advanced technological sectors for which a controlled atmospheric environment is necessary.

This door range is dedicated to sites where air permeability must be controlled : hospitals, clean rooms, laboratories...



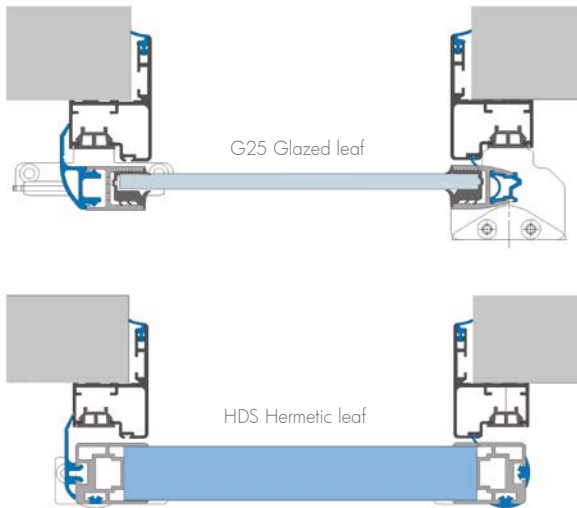
DIVA L CLEAN

DIVA L CLEAN proposes specific technical solutions, and provides an enormous usage comfort.

People transporting sensitive materials or pushing a carriage appreciate a wide automatic opening.

Doors opening without contact or handle manipulations allow respecting stringent hygienic rules.

Adjusting leaves opening and closing speeds limits contamination exchanges between two areas.



DIVA L CLEAN can be equipped with HDS airtightness leaves which allow harmonizing an installation with airtight doors.

Leakage flow control

The leaf's tightness is ensured by special rubber seals which form a true barrier against the passage of air.

The G25 vertical profiles of the frames are equipped at the rear with a large strippable rubber seal to regulate air flow. The smooth and round shapes of the profiles, also fitted with a front seal confer elegance and safety.

Un joint d'étanchéité monté sur le jambage assure l'étanchéité du vantail en position fermée.

A jamb seal ensures the leaf's tightness in the closed position. The leaf slides into a floor guide, ensuring a bounceless closing movement and placing the door panel in contact with the jamb seal for perfect tightness.

Door frames


For a rigorous frame tightness and a perfect finish, a new jamb profile equipped with an additional flange covers the stainless steel door frames on the horizontal and vertical parts under the casing.



Intermediate mid rail
Flushing handle



Opened ergonomic
covers



Closing floor guide



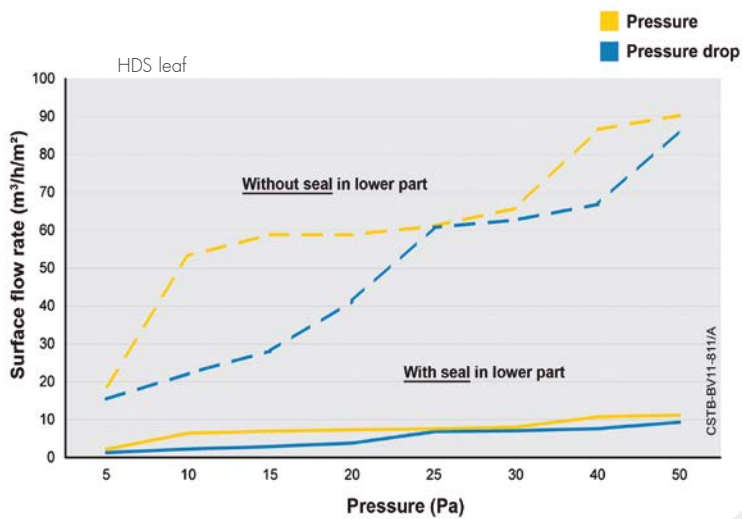
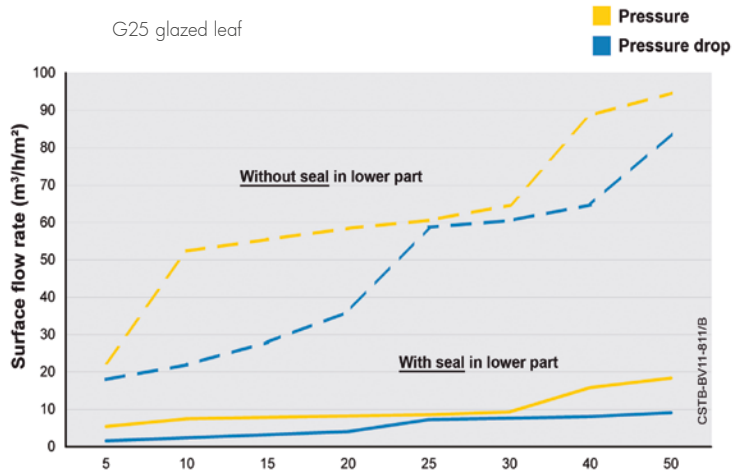
Fixed floor guidance
in the jamb



G25 glazed leaf
HDS Hermetic leaf

Air permeability test

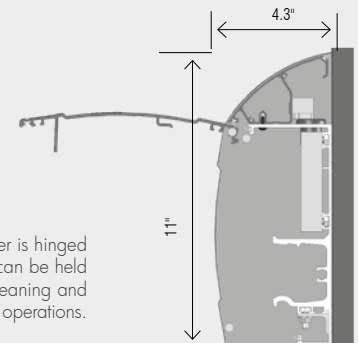
Test results according to NF EN 1026 standard specifications.



Clean G25 frame

HDS frame

The cover is equipped with a seal in its lower and upper parts conferring on the assembly a perfect tightness against splashing.



Opened cover

The low cover is hinged on langes. It can be held open during cleaning and maintenance operations.

Easy to clean and maintain

Ergonomic covers with smooth, rounded shapes prevent dust from accumulating and facilitate cleaning and decontamination.

Controls and detections



Contactless switch



Hyper frequency detection and active Infrared safety



Naviblu



Visioblu and S remote control

To find the best solution for your project, we offer a wide choice of control and detection and safety devices.

MECHANICS

Installation	Surface applied	
Structure	Aluminium	
Casing (H x D)	11" x 4.3"	
Leaves type	G25 CLEAN, HDS	
Min/max passage width	1 leaf : 29.5" / 70.8"	2 leaves : 31.5" / 141.7"
Max passage height	122"	

PERFORMANCES

Leaf weight max	1 x 264.5 lb	2 x 264.5 lb
with IME (Emergency exits)	1 x 213.4 lb	2 x 187.3 lb
Opening speed	1 leaf: 4 - 31 in/s	2 leaves: 8 - 62 in/s
Closing speed	1 leaf: 4 - 19 in/s	2 leaves: 8 - 38 in/s
Hold open time	1 to 25 s	
Opening force	24 to 110 ft.lbs	
Closing force	24 to 110 ft.lbs	

ELECTRICAL ENVIRONMENT

Power supply	Mains 50-60 Hz, 230 V ±10 % with earth	
Average absorbed power	50 W	
Motor voltage / Emergency battery	30 Vcc / 12 Vcc (1,2 Ah)	
Relative humidity	10 % to 93 % without condensation	
Operating temperature	-68°F / +140°F - Emergency exit door according EN16005 : +41°F / +104°F	

STANDARDS

EC	Electromagnetic compatibility : directive 2004/108/CE, electrical safety - low tension : directive 2006/95/CEE, Machines : directive 2006/42/CE	
EN 61000-6-3	EMC : issue for the residential, commercial environments and of the light industry.	
EN 61000-6-2	EMC : immunity for the industrial environments.	
EN 60335-1/-2-103	Safety of machines - Parts of the control systems relative to the safety.	
EN 16005	Pedestrian motorised doors : use safety	

EQUIPMENTS / OPTIONS

FRAMES LEAF & WALL

Aluminium natural anodising and RAL lacquering	•
White polyurethane belt (limits dust accumulation)	•
White seals on reception jamb and upper cover	•

MATERIALS OR COVERING HDS LEAF

HPL laminated	•
Melamine cover	○
Stainless steel, anti-bacterial PVC	○
Alu natural anodising, RAL lacquering	○
Double glazing	○

LEAF EQUIPMENTS

Flushing glass oculus	○
Manual or motorized blinds	○
Flush-mounted opening handle	○
Door leaf mid rail 150 mm	○

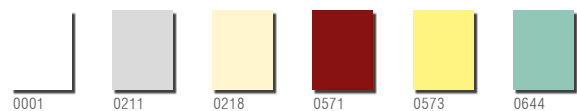
SAFETY & DETECTION

Infrared curtain	○
Infrared barrier	○
Hyper frequency detection	○
Emergency exit module	○
Manual trigger	○

CONTROL DEVICES

Switch without contact	○
Push button (by elbow, foot)	○
Visioblu / S remote control	○
Naviblu	○
Small/large opening control	○

HPL COLOURS AVAILABLE ON STOCK*



* Other choices on request * Standard ○ Option



PORTALP USA, Inc - 16170 Lee Road Ste 100 - FORT MYERS, FL 33912
Tel (800) 474-3667 sales@portalp.com



Certified management system