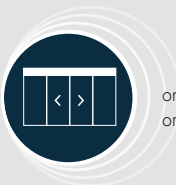


RENOVATION KIT

for automatic pedestrian doors



on existing doors from Portalp
or other manufacturers



Repairing a faulty door
Bringing an installation into conformity
More efficient systems

RS RENOVATION KIT
TO GIVE A NEW LEASE OF LIFE TO
AN AUTOMATIC DOOR
and enjoy the benefits of
the innovation of an RS operator



A combination of
innovative technologies



A connected operator
A door controlled by smartphone



Numerous functionalities
Very easy to operate

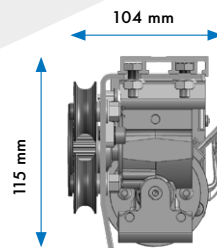
Economic and easy to fit, RS renovation kits avoid the need for major work as the existing door structure is retained.

A concentration of innovative technologies for your door

Efficient technologies result in a door that performs better and has more functionalities.

Controlled simply by smartphone

- Clear display in your language
- Intuitive navigation
- Direct mode selection
- Easy user setup
- Bluetooth Low Energy



Compact RS operator integrated in the existing structure (Portalp or any other brand)

Create virtual keys
Up to 32 users per door
4 configurable functions
Technical alarms



Autodoor Pilot
Application protected by digital keys (Portalp encryption)



Android or iOS

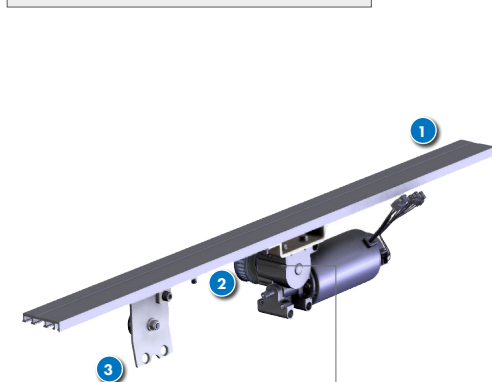

FIXING PROFILES
3 ready-to-fit sub-assemblies supplied

LEAF DRIVE
Belt straps, pulley, counter pulley, belt, tension control

EMERGENCY EXIT
Mechanical or electrical energy reserve, EN16005 - Emergency exit

SWITCH-MODE POWER SUPPLY
Independent of input voltage, noise filtering, low consumption

BACKUP BATTERY
Battery operation in the event of a power failure



SECUCAN CARDS
Wiring of safety systems not CAN bus compatible

2 SEPARATE CAN BUSES
SAFETY BUS (radar/infrared light curtains)
FIELD BUS (peripherals)

1 NETWORK BUS
Door synchronization, door control and monitoring via Ethernet

BRUSHLESS MOTORIZATION
Long service life, silent, smooth and safe leaf control

ELECTROMECHANICAL LOCKING
Integrated in the mechanism, it ensures that the leaves interlock firmly

PASSAGE SAFETY
Combined-technology sensor: presence detection by microwave frequency radar, closing zone monitored by int/ext infrared light curtain

OPENING SAFETY
Protection of personnel in the leaf movement zone by infrared light curtain

Several kits are available, all with the RS operator, but supplied with fittings specific to each project.

KIT EQUIPMENT	KIT DIVA RS	KIT DIVA L RS	KIT TINA RS	KIT RS	KIT RS BASIC
Switching power supply	•	•	•	•	•
120 W brushless motor	•	-	-	-	-
90 W brushless motor	-	•	-	•	•
90 W brush motor	-	-	•	-	-
Electromechanical lock	-	•	•	•	-
RS logic box	•	•	•	•	•
Battery backup	•	•	•	•	•
IME device (France)	•	•	•	•	-
IXIO DT3 safety sensors	○	○	○	○	-
SECUCAN connector card	○	○	○	○	○
Smartphone control (Android/iOs)	•	•	•	•	•
Naviblu console	•	•	•	•	-

• series ○ option

PORTALP
Automatic Doors & Building Access Control
www.portalp.com

Headquarter : PORTALP - 4 Rue des Charpentiers - 95330 Domont - France



Production center with certified management system